

Signify Classified - Internal
Cooper Lighting Solutions Photometric Lab
1121 Highway 74 South
Peachtree City, GA 30269



Scaled data based on original data using
LM-79-08 Approved Method: Electrical and Photometric Measurements of Solid-
State Lighting Products

Test Report Prepared for
Cooper Lighting Solutions
(formerly Eaton)

Brand: STREETWORKS

Report Number: P867952

Luminaire Tested: **MEM2-HSN-SA-130-750-U-T2R-HSS**

Issue Date: 08/21/2024

Test Information

Test Method: LM-79-08
Report Number: P867952
Test Lab: INNOVATION CENTER(G3)
Issue Date: 08/21/2024
Manufacturer: COOPER LIGHTING SOLUTIONS (FORMERLY EATON)
Product Line: STREETWORKS
Catalog Number: MEM2-HSN-SA-130-750-U-T2R-HSS
Description: EPIC MODERN SHORT HOUSING DISCRETE LED ARRAYS 130W 70CRI 5000K
FITXURE w/ TYPE II ROADWAY DISTRIBUTION OPTIC AND HOUSE SIDE SHIELD
Light Source: (30) 5000K CCT, 70 CRI LEDS
Ballast/Driver: ELECTRONIC DRIVER

Summary

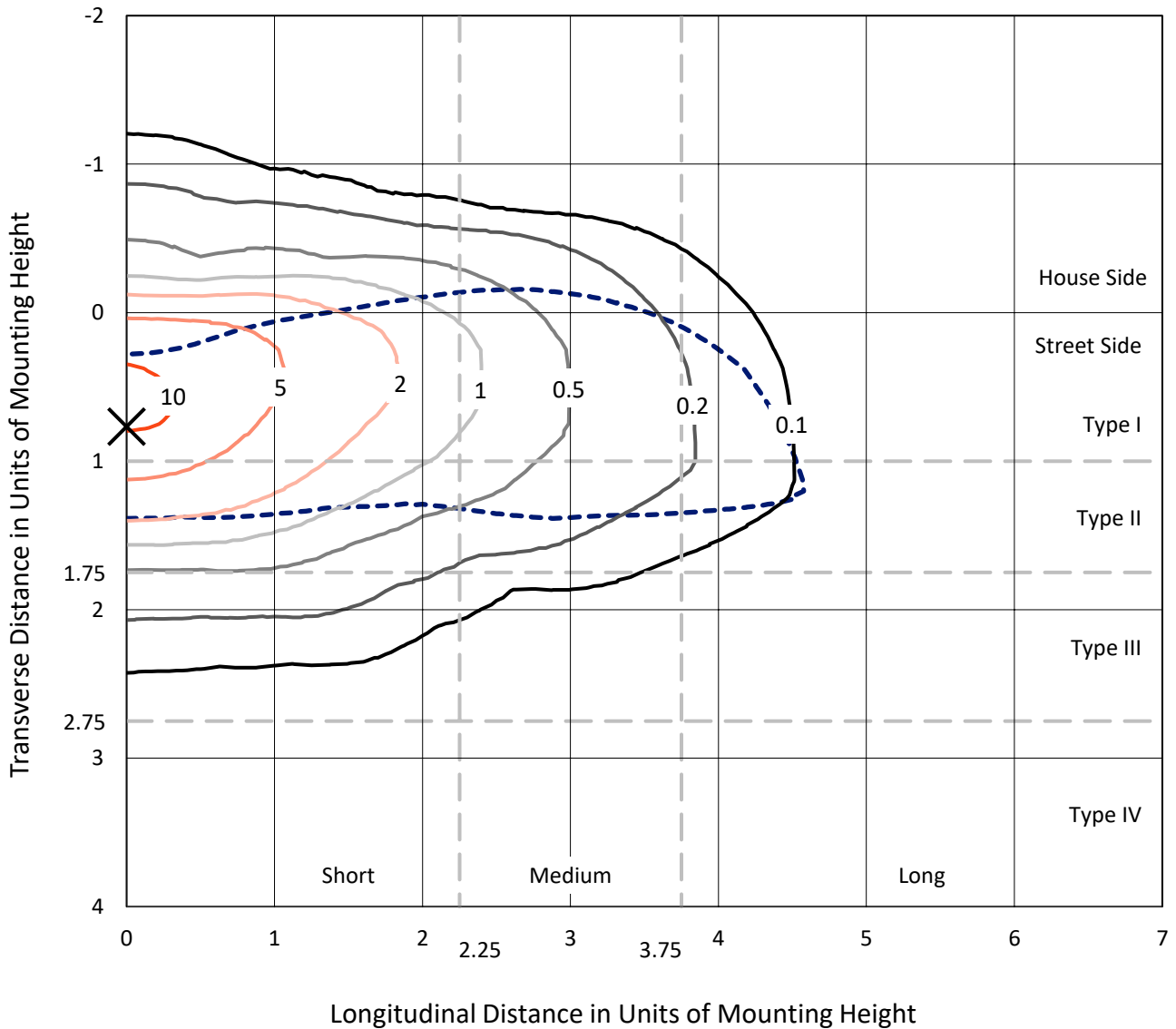
Lumens per Lamp: N/A
Luminaire Lumens: 13448.6 lumens
Efficiency: N/A
Efficacy: 100.4 lumens/watt
Luminous Opening: Rectangular (W 1' x L: 0.33' x H: 0')
IES Classification: Type II - Short
BUG Rating: B2 - U0 - G2

Input Watts (W): 134
Input Voltage (V): 120
Input Current (A_{in}): NR
Voltage Rise (V): NR
Power Factor: 0.99
Total Harmonic Distortion (THDi): 6.70%
Frequency (hertz): 60
Stabilization Time: NR
Operation Time: NR
Ambient Temperature (°C): NR
Test Distance: 24 FT

REPORT NUMBER: P867952
 CATALOG NUMBER: MEM2-HSN-SA-130-750-U-T2R-HSS

Iso-Footcandle Lines of Horizontal Illumination

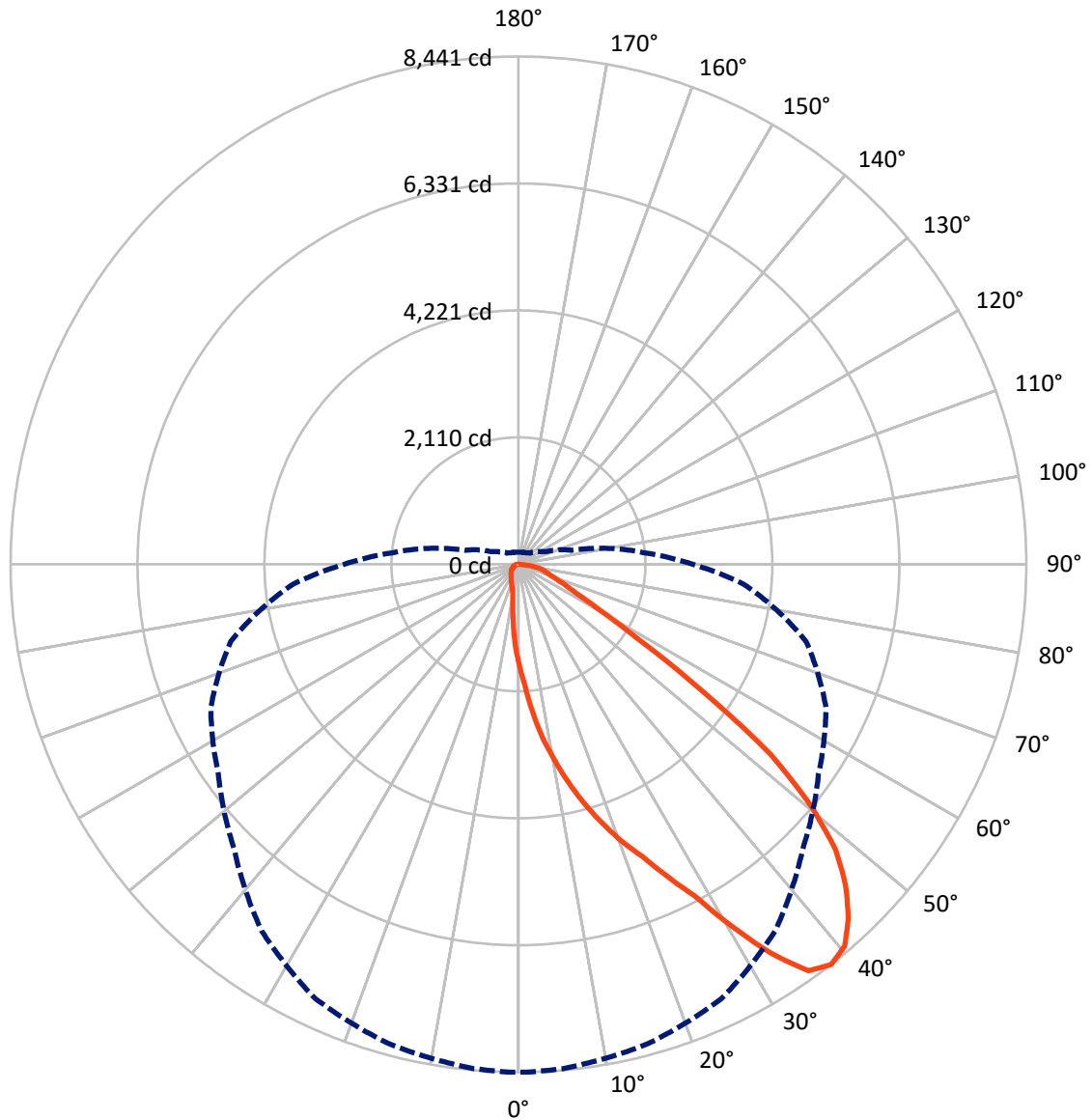
✕ Max cd
 - - - 1/2 Max cd



Based on 20 foot mounting height. Maximum calculated value = 11.5 fc
 Type II - Short - N/A

REPORT NUMBER: P867952
CATALOG NUMBER: MEM2-HSN-SA-130-750-U-T2R-HSS

Luminous Intensity Polar Plot



— Vertical Plane Through 0-Deg Lateral - - - Horizontal Cone Through 37.5-Deg Vertical

REPORT NUMBER: P867952
 CATALOG NUMBER: MEM2-HSN-SA-130-750-U-T2R-HSS

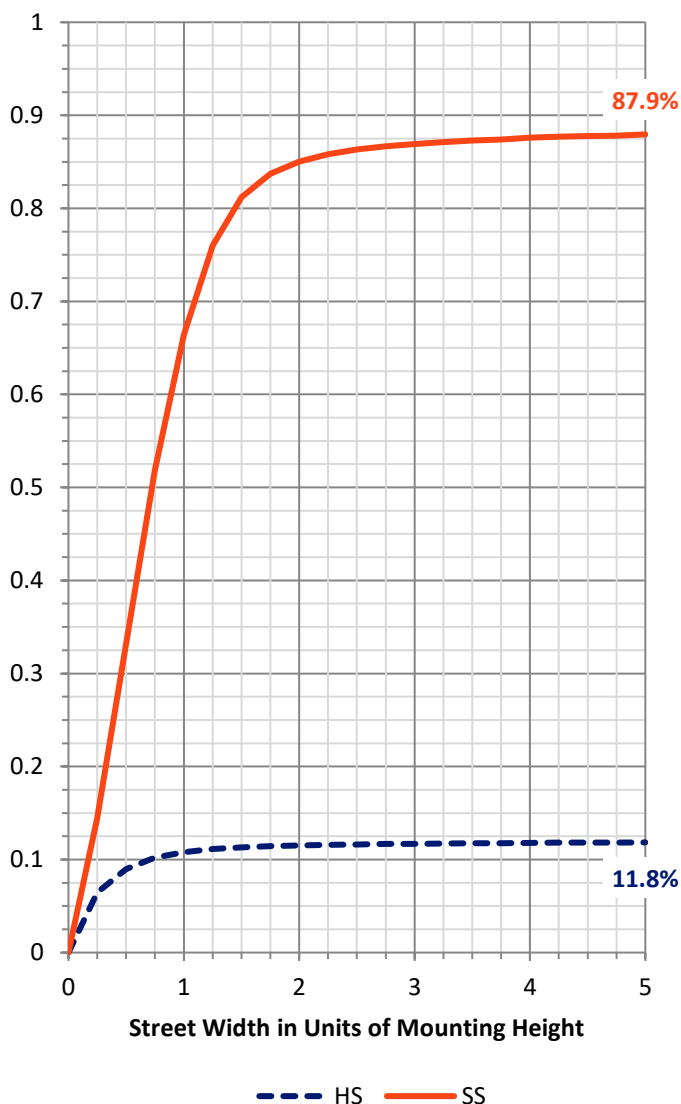
FLUX DISTRIBUTION:

		Downward	Upward	Total
House Side	Lumens	1604.0	0.0	1604.0
	% Fixture	11.9	0.0	11.9
Street Side	Lumens	11844.6	0.0	11844.6
	% Fixture	88.1	0.0	88.1
Total	Lumens	13448.6	0.0	13448.6
	% Fixture	100.0	0.0	100.0

ZONAL LUMENS:

Zone	Lumens	% Fixture
0°-10°	167.2	1.2
10°-20°	584.4	4.3
20°-30°	1205.8	9.0
30°-40°	2121.6	15.8
40°-50°	2880.7	21.4
50°-60°	2854.1	21.2
60°-70°	2197.3	16.3
70°-80°	1275.3	9.5
80°-90°	162.2	1.2
90°-100°	0.0	0.0
100°-110°	0.0	0.0
110°-120°	0.0	0.0
120°-130°	0.0	0.0
130°-140°	0.0	0.0
140°-150°	0.0	0.0
150°-160°	0.0	0.0
160°-170°	0.0	0.0
170°-180°	0.0	0.0
0°-90°	13448.6	100.0
0°-180°	13448.6	100.0

Coefficient of Utilization



REPORT NUMBER: P867952

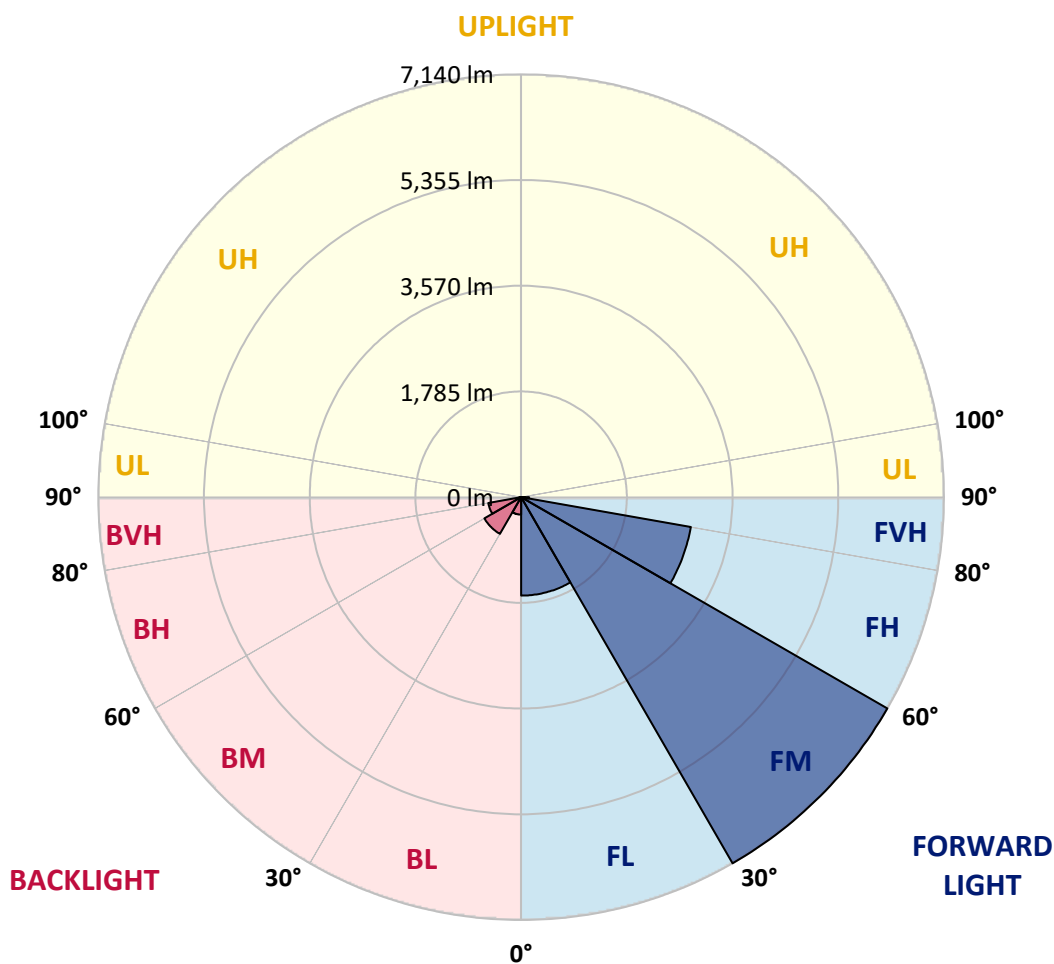
CATALOG NUMBER: MEM2-HSN-SA-130-750-U-T2R-HSS

LUMINAIRE CLASSIFICATION SYSTEM LUMEN TABLE AND BUG RATING:

Zone		Lumens	% Fixture	Zone Rating/Lumen Limit		
				B	U	G
FL	(0°-30°)	1662.5	12.4			
FM	(30°-60°)	7140.0	53.1			
FH	(60°-80°)	2909.8	21.6			G2/5000
FVH	(80°-90°)	132.3	1.0			G2/225
BL	(0°-30°)	294.9	2.2	B1/500		
BM	(30°-60°)	716.4	5.3	B1/1000		
BH	(60°-80°)	562.8	4.2	B2/1000		G2/1000
BVH	(80°-90°)	29.9	0.2			G1/100
UL	(90°-100°)	0.0	0.0		U0/0	
UH	(100°-180°)	0.0	0.0		U0/0	

BUG Rating: B2-U0-G2

Type II Short





REPORT NUMBER: P867952

CATALOG NUMBER: MEM2-HSN-SA-130-750-U-T2R-HSS

CANDELA DISTRIBUTION (FULL):

	0°	1°	5°	15°	25°	35°	45°	55°	65°	75°	85°
0°	1666.5	1666.5	1666.5	1666.5	1666.5	1666.5	1666.5	1666.5	1666.5	1666.5	1666.5
2.5°	2008.0	2038.0	2015.5	1996.8	1970.5	1944.2	1906.7	1865.4	1812.8	1749.0	1692.7
5°	2462.2	2477.2	2469.7	2458.4	2375.8	2297.0	2218.2	2120.6	1985.5	1865.4	1737.8
7.5°	2916.3	2908.8	2890.0	2856.3	2781.2	2691.1	2548.5	2387.1	2195.7	1985.5	1786.6
10°	3314.2	3325.4	3310.4	3257.9	3164.0	3040.2	2867.5	2683.6	2424.6	2131.9	1854.1
12.5°	3730.8	3738.3	3738.3	3625.7	3561.9	3370.5	3186.6	2938.8	2649.8	2312.0	1933.0
15°	4139.9	4124.9	4124.9	4049.8	3937.2	3723.3	3516.8	3216.6	2890.0	2480.9	2023.0
17.5°	4530.2	4537.7	4504.0	4421.4	4312.5	4106.1	3850.9	3520.6	3126.5	2683.6	2116.9
20°	4916.8	4894.3	4879.3	4796.7	4680.4	4436.4	4192.4	3817.1	3404.2	2912.6	2248.2
22.5°	5277.1	5288.4	5250.9	5119.5	5010.7	4789.2	4511.5	4166.2	3697.0	3141.5	2390.9
25°	5742.6	5705.0	5738.8	5581.2	5412.3	5149.5	4834.3	4492.7	4016.0	3423.0	2567.3
27.5°	6238.0	6260.5	6241.7	6069.1	5840.1	5487.3	5157.0	4793.0	4338.8	3689.5	2766.2
30°	6977.4	6966.1	6969.9	6710.9	6331.8	5911.5	5506.1	5108.2	4661.6	4016.0	2998.9
32.5°	7709.3	7750.6	7649.2	7420.3	6984.9	6350.6	5855.2	5412.3	4973.1	4297.5	3235.3
35°	8298.6	8287.3	8246.0	7990.8	7559.2	6943.6	6253.0	5750.1	5303.4	4642.8	3498.1
37.5°	8441.2	8441.2	8414.9	8257.3	7972.0	7439.0	6684.6	6087.9	5641.2	4950.6	3753.3
40°	8347.3	8328.6	8313.6	8208.5	8054.6	7739.3	7138.8	6436.9	6001.5	5348.5	4034.8
42.5°	8039.6	8043.3	8024.6	7964.5	7881.9	7761.8	7420.3	6808.5	6354.3	5723.8	4312.5
45°	7626.7	7634.2	7611.7	7604.2	7562.9	7562.9	7484.1	7101.3	6688.4	6106.6	4616.6
47.5°	7097.5	7093.7	7082.5	7063.7	7146.3	7236.4	7307.7	7266.4	6984.9	6519.5	4890.6
50°	6290.5	6283.0	6316.8	6410.6	6613.3	6812.2	7022.4	7217.6	7198.8	6902.3	5220.8
52.5°	5243.4	5194.6	5232.1	5521.1	5937.7	6380.6	6677.1	6984.9	7307.7	7307.7	5547.4
55°	3667.0	3708.3	3730.8	4154.9	4976.9	5738.8	6260.5	6658.4	7266.4	7630.5	5907.7
57.5°	2334.6	2349.6	2417.1	2875.0	3839.6	4793.0	5716.3	6369.4	7112.5	7900.7	6268.0
60°	1572.6	1520.1	1572.6	1835.4	2762.4	3760.8	4916.8	6005.3	6891.1	8095.9	6665.9
62.5°	1111.0	1107.2	1122.2	1276.1	1970.5	2826.2	3914.7	5513.6	6714.7	8107.1	6962.4
65°	897.0	870.8	882.0	968.4	1321.2	2071.8	2871.3	4624.1	6557.0	7908.2	7108.8
67.5°	720.6	709.4	716.9	773.2	990.9	1557.6	2023.0	3516.8	6223.0	7570.4	7026.2
70°	589.3	593.0	596.8	653.1	788.2	1178.5	1445.0	2413.4	5509.8	7187.6	6654.6
72.5°	510.4	510.4	514.2	551.7	660.6	934.6	1092.2	1568.9	4458.9	6774.7	5971.5
75°	450.4	450.4	450.4	484.2	563.0	750.7	848.2	1073.4	3201.6	6009.0	4939.3
77.5°	390.3	394.1	394.1	424.1	484.2	585.5	653.1	743.2	2041.8	4642.8	3738.3
80°	300.3	300.3	304.0	337.8	412.9	457.9	480.4	525.5	1073.4	2916.3	2372.1
82.5°	210.2	213.9	213.9	217.7	277.7	281.5	259.0	262.7	390.3	968.4	900.8
85°	22.5	26.3	30.0	30.0	48.8	60.1	63.8	60.1	63.8	112.6	112.6
87.5°	0.0	0.0	0.0	0.0	3.8	7.5	7.5	11.3	11.3	11.3	11.3
90°	0.0	0.0	0.0	0.0	0.0	0.0	0.0	0.0	0.0	0.0	0.0



REPORT NUMBER: P867952

CATALOG NUMBER: MEM2-HSN-SA-130-750-U-T2R-HSS

CANDELA DISTRIBUTION (continued):

	90°	95°	105°	115°	125°	135°	145°	155°	165°	175°	180°
0°	1666.5	1666.5	1666.5	1666.5	1666.5	1666.5	1666.5	1666.5	1666.5	1666.5	1666.5
2.5°	1662.7	1636.4	1580.1	1531.3	1486.3	1448.8	1422.5	1388.7	1362.4	1362.4	1377.5
5°	1674.0	1613.9	1497.6	1388.7	1302.4	1219.8	1144.8	1096.0	1058.4	1035.9	1035.9
7.5°	1689.0	1598.9	1422.5	1257.4	1122.2	990.9	874.5	818.2	761.9	743.2	746.9
10°	1719.0	1591.4	1354.9	1141.0	938.3	773.2	660.6	600.5	570.5	555.5	555.5
12.5°	1752.8	1591.4	1283.6	1009.6	773.2	604.3	536.7	491.7	476.7	469.2	461.7
15°	1797.8	1598.9	1223.6	870.8	630.6	510.4	461.7	435.4	420.4	412.9	412.9
17.5°	1850.4	1606.4	1159.8	758.2	536.7	450.4	412.9	394.1	379.1	371.6	371.6
20°	1917.9	1625.2	1096.0	656.8	469.2	412.9	379.1	360.3	345.3	341.6	337.8
22.5°	2000.5	1655.2	1032.2	574.3	424.1	375.3	345.3	330.3	319.0	311.5	311.5
25°	2098.1	1692.7	983.4	514.2	390.3	349.1	322.8	304.0	292.8	289.0	289.0
27.5°	2233.2	1756.5	934.6	469.2	364.1	322.8	296.5	281.5	270.2	266.5	262.7
30°	2360.8	1835.4	912.1	457.9	345.3	300.3	281.5	262.7	251.5	247.7	244.0
32.5°	2526.0	1925.4	897.0	457.9	337.8	285.3	262.7	247.7	236.5	232.7	229.0
35°	2702.4	2030.5	897.0	472.9	341.6	274.0	247.7	232.7	221.4	213.9	213.9
37.5°	2893.8	2135.6	904.5	495.4	352.8	266.5	232.7	217.7	206.4	202.7	202.7
40°	3096.5	2278.3	919.6	514.2	364.1	262.7	217.7	206.4	195.2	187.7	187.7
42.5°	3284.1	2390.9	945.8	536.7	371.6	259.0	206.4	195.2	183.9	180.2	180.2
45°	3501.8	2514.7	968.4	551.7	371.6	247.7	195.2	183.9	176.4	172.7	168.9
47.5°	3674.5	2616.1	979.6	559.2	364.1	236.5	183.9	176.4	168.9	161.4	165.1
50°	3884.7	2724.9	998.4	563.0	349.1	221.4	176.4	165.1	157.6	153.9	153.9
52.5°	4087.3	2833.7	1013.4	555.5	330.3	202.7	165.1	157.6	150.1	142.6	142.6
55°	4327.6	2953.8	1035.9	544.2	300.3	183.9	153.9	146.4	135.1	131.4	127.6
57.5°	4601.6	3111.5	1054.7	521.7	262.7	165.1	146.4	135.1	120.1	112.6	112.6
60°	4853.0	3291.6	1069.7	465.4	229.0	153.9	135.1	123.9	108.8	105.1	105.1
62.5°	5123.3	3479.3	1069.7	367.8	195.2	138.9	127.6	116.4	101.3	97.6	97.6
65°	5310.9	3648.2	1035.9	274.0	165.1	131.4	123.9	108.8	93.8	90.1	90.1
67.5°	5363.5	3753.3	942.1	195.2	142.6	123.9	116.4	101.3	90.1	82.6	82.6
70°	5194.6	3670.7	769.4	150.1	123.9	112.6	105.1	93.8	82.6	78.8	78.8
72.5°	4710.4	3355.5	574.3	127.6	108.8	105.1	97.6	86.3	78.8	75.1	75.1
75°	3944.7	2788.7	405.4	112.6	101.3	93.8	86.3	78.8	71.3	71.3	71.3
77.5°	2987.6	2015.5	251.5	101.3	86.3	86.3	78.8	71.3	67.6	63.8	63.8
80°	1929.2	1272.4	142.6	71.3	60.1	63.8	56.3	48.8	48.8	45.0	45.0
82.5°	818.2	502.9	75.1	41.3	30.0	26.3	18.8	18.8	15.0	15.0	15.0
85°	82.6	30.0	15.0	11.3	11.3	7.5	7.5	7.5	7.5	3.8	3.8
87.5°	11.3	11.3	11.3	7.5	7.5	7.5	3.8	3.8	3.8	3.8	3.8
90°	0.0	0.0	0.0	0.0	0.0	0.0	0.0	0.0	0.0	0.0	0.0

LM-79-2019: Approved Method: Electrical and Photometric Measurements of Solid-
State Lighting Products

Report Prepared for

Cooper Lighting Solutions

Streetworks

Report Number: SP1-2407-157-6

Test Date: 08/07/2024

Luminaire Tested: MEM2-HTN-SA-30-750-U-5WQ-2

Data in this report applies to families of products including MEM2-HTN-SA-30-750-U-5WQ-2

Test Information

Test Method: LM-79-2019
 Report Number: SP1-2407-157-6
 Test Lab: COOPER LIGHTING SOLUTIONS
 Photometer: SP1 - 76IN SPHERE
 Measurement Geometry: 4π
 Issue Date: 08/20/2024
 Manufacturer: COOPER LIGHTING SOLUTIONS
 Product Line: Streetworks
 Catalog Number: **MEM2-HTN-SA-30-750-U-5WQ-2**
 Description: Epic Modern Light Square 30W 5WQ Optic and Flare Trim

Spectral Parameters

CCT (K): 5094
 CIE u': 0.2082
 CIE v': 0.4867
 Duv: 0.0032
 CIE x: 0.3430
 CIE y: 0.3564
 CIE z: 0.3006
 Peak Wavelength (nm): 451
 Dominant Wavelength (nm): 568
 Purity: 9.86439
 Rf: 73.7
 Rg: 93

CRI (Ra):	72.0		
R1:	68.6	R9:	-39.6
R2:	78.1	R10:	47.6
R3:	84.6	R11:	68.2
R4:	71.6	R12:	41.4
R5:	69.6	R13:	70.4
R6:	69.4	R14:	91.4
R7:	80.9	R15:	61.4
R8:	53.1		



Test Conditions

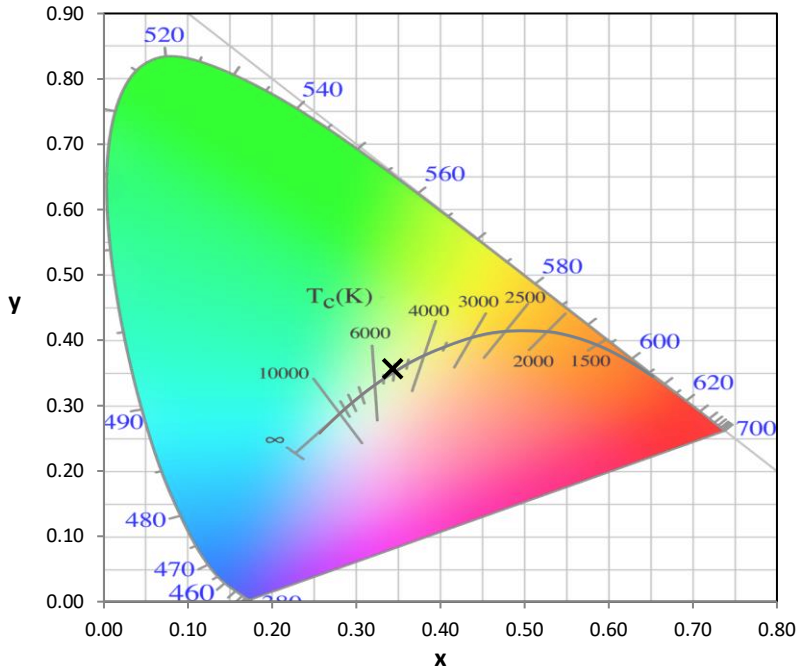
Stabilization Time: 20M
 Operation Time: 1H 20M
 Sphere Temperature (°C): 24.2

REPORT NUMBER: SP1-2407-157-6

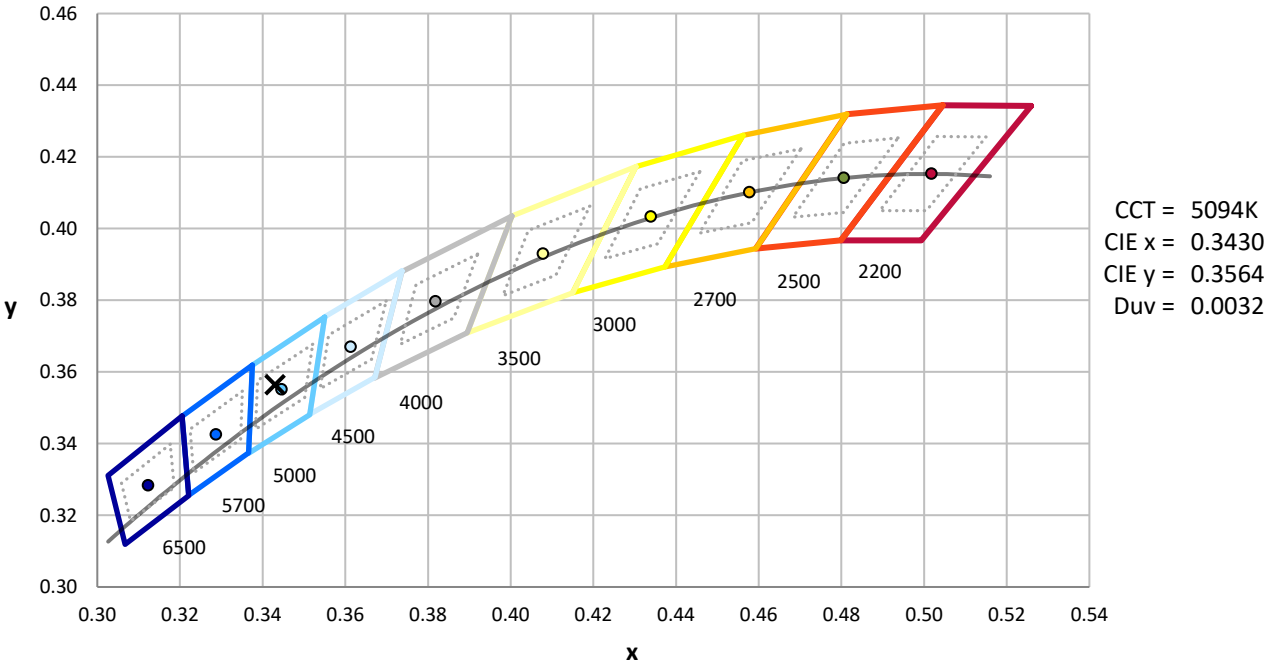
Measurement and Test Equipment			
Instrument	Identification Number	Calibration Date	Calibration Due Date
Photometer	IN0058	6/18/2024	12/18/2024
Power Meter	INXT2011004	2/8/2024	2/8/2025
AC Power Source	IN0063	10/24/2023	10/24/2024
DC Power Source	IN0208	10/24/2023	10/24/2024
Sphere Thermometer	IN0085	10/24/2023	10/24/2024
Room Thermometer	IN0046	10/24/2023	10/24/2024

REPORT NUMBER: SP1-2407-157-6

CIE 1931 Chromaticity Diagram



CIE 1931 Chromaticity Diagram with 2017 ANSI 7-Step and 4-Step Quadrangles



Point lies inside the ANSI 5000K 4-step quadrangle

REPORT NUMBER: SP1-2407-157-6

Photopic Flux vs. Wavelength



Photopic Lumens: NR

λ (nm)	Power W [^] /nm	Lumens (φ/nm)	λ (nm)	Power W [^] /nm	Lumens (φ/nm)	λ (nm)	Power W [^] /nm	Lumens (φ/nm)	λ (nm)	Power W [^] /nm	Lumens (φ/nm)	λ (nm)	Power W [^] /nm	Lumens (φ/nm)
360	0	NR	490	114	NR	620	361	NR	750	9	NR	880	0	NR
365	0	NR	495	145	NR	625	326	NR	755	8	NR	885	0	NR
370	0	NR	500	197	NR	630	294	NR	760	7	NR	890	0	NR
375	0	NR	505	259	NR	635	261	NR	765	6	NR	895	0	NR
380	0	NR	510	319	NR	640	232	NR	770	5	NR	900	0	NR
385	0	NR	515	373	NR	645	204	NR	775	4	NR	905	0	NR
390	0	NR	520	414	NR	650	179	NR	780	4	NR	910	0	NR
395	1	NR	525	445	NR	655	157	NR	785	3	NR	915	0	NR
400	3	NR	530	465	NR	660	136	NR	790	3	NR	920	0	NR
405	5	NR	535	482	NR	665	118	NR	795	2	NR	925	0	NR
410	9	NR	540	493	NR	670	102	NR	800	2	NR	930	0	NR
415	18	NR	545	505	NR	675	87	NR	805	2	NR	935	0	NR
420	36	NR	550	515	NR	680	75	NR	810	2	NR	940	0	NR
425	72	NR	555	527	NR	685	65	NR	815	1	NR	945	0	NR
430	134	NR	560	540	NR	690	56	NR	820	1	NR	950	0	NR
435	242	NR	565	550	NR	695	48	NR	825	1	NR	955	0	NR
440	407	NR	570	557	NR	700	41	NR	830	1	NR	960	0	NR
445	684	NR	575	561	NR	705	35	NR	835	1	NR	965	0	NR
450	988	NR	580	559	NR	710	30	NR	840	1	NR	970	0	NR
455	828	NR	585	551	NR	715	26	NR	845	1	NR	975	0	NR
460	473	NR	590	537	NR	720	22	NR	850	1	NR	980	0	NR
465	333	NR	595	516	NR	725	19	NR	855	0	NR	985	0	NR
470	232	NR	600	491	NR	730	16	NR	860	0	NR	990	0	NR
475	146	NR	605	461	NR	735	14	NR	865	0	NR	995	0	NR
480	113	NR	610	429	NR	740	12	NR	870	0	NR	1000	0	NR
485	106	NR	615	395	NR	745	10	NR	875	0	NR			

REPORT NUMBER: SP1-2407-157-6

Scotopic Flux vs. Wavelength



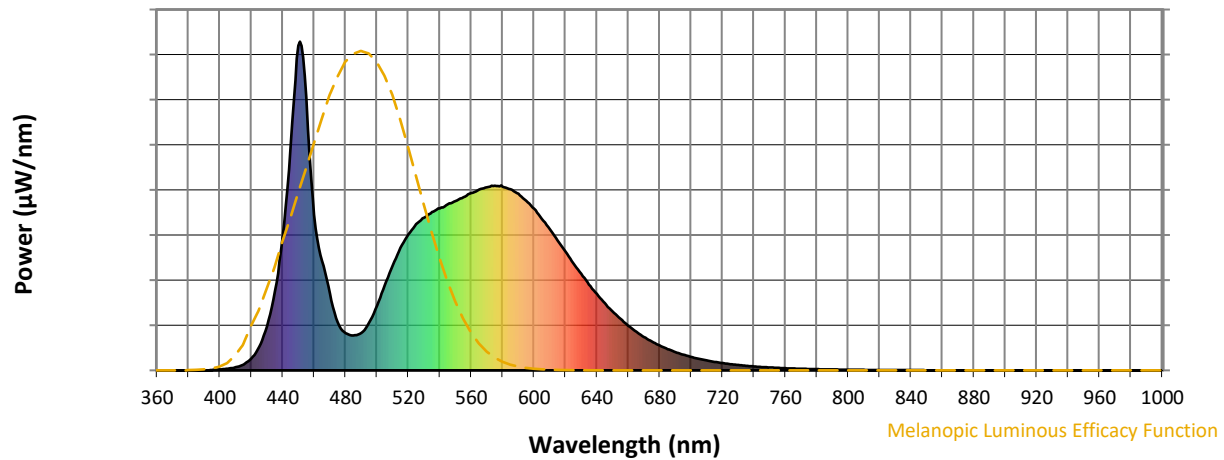
Scotopic Lumens: NR

S/P: 1.81

λ (nm)	Power W [^] /nm	Lumens (ϕ /nm)	λ (nm)	Power W [^] /nm	Lumens (ϕ /nm)	λ (nm)	Power W [^] /nm	Lumens (ϕ /nm)	λ (nm)	Power W [^] /nm	Lumens (ϕ /nm)	λ (nm)	Power W [^] /nm	Lumens (ϕ /nm)
360	0	NR	490	114	NR	620	361	NR	750	9	NR	880	0	NR
365	0	NR	495	145	NR	625	326	NR	755	8	NR	885	0	NR
370	0	NR	500	197	NR	630	294	NR	760	7	NR	890	0	NR
375	0	NR	505	259	NR	635	261	NR	765	6	NR	895	0	NR
380	0	NR	510	319	NR	640	232	NR	770	5	NR	900	0	NR
385	0	NR	515	373	NR	645	204	NR	775	4	NR	905	0	NR
390	0	NR	520	414	NR	650	179	NR	780	4	NR	910	0	NR
395	1	NR	525	445	NR	655	157	NR	785	3	NR	915	0	NR
400	3	NR	530	465	NR	660	136	NR	790	3	NR	920	0	NR
405	5	NR	535	482	NR	665	118	NR	795	2	NR	925	0	NR
410	9	NR	540	493	NR	670	102	NR	800	2	NR	930	0	NR
415	18	NR	545	505	NR	675	87	NR	805	2	NR	935	0	NR
420	36	NR	550	515	NR	680	75	NR	810	2	NR	940	0	NR
425	72	NR	555	527	NR	685	65	NR	815	1	NR	945	0	NR
430	134	NR	560	540	NR	690	56	NR	820	1	NR	950	0	NR
435	242	NR	565	550	NR	695	48	NR	825	1	NR	955	0	NR
440	407	NR	570	557	NR	700	41	NR	830	1	NR	960	0	NR
445	684	NR	575	561	NR	705	35	NR	835	1	NR	965	0	NR
450	988	NR	580	559	NR	710	30	NR	840	1	NR	970	0	NR
455	828	NR	585	551	NR	715	26	NR	845	1	NR	975	0	NR
460	473	NR	590	537	NR	720	22	NR	850	1	NR	980	0	NR
465	333	NR	595	516	NR	725	19	NR	855	0	NR	985	0	NR
470	232	NR	600	491	NR	730	16	NR	860	0	NR	990	0	NR
475	146	NR	605	461	NR	735	14	NR	865	0	NR	995	0	NR
480	113	NR	610	429	NR	740	12	NR	870	0	NR	1000	0	NR
485	106	NR	615	395	NR	745	10	NR	875	0	NR			

REPORT NUMBER: SP1-2407-157-6

Melanopic Flux vs. Wavelength



Melanopic Lumens: NR

M/P: 3.73

λ (nm)	Power W [^] /nm	Lumens (φ/nm)	λ (nm)	Power W [^] /nm	Lumens (φ/nm)	λ (nm)	Power W [^] /nm	Lumens (φ/nm)	λ (nm)	Power W [^] /nm	Lumens (φ/nm)	λ (nm)	Power W [^] /nm	Lumens (φ/nm)
360	0	NR	490	114	NR	620	361	NR	750	9	NR	880	0	NR
365	0	NR	495	145	NR	625	326	NR	755	8	NR	885	0	NR
370	0	NR	500	197	NR	630	294	NR	760	7	NR	890	0	NR
375	0	NR	505	259	NR	635	261	NR	765	6	NR	895	0	NR
380	0	NR	510	319	NR	640	232	NR	770	5	NR	900	0	NR
385	0	NR	515	373	NR	645	204	NR	775	4	NR	905	0	NR
390	0	NR	520	414	NR	650	179	NR	780	4	NR	910	0	NR
395	1	NR	525	445	NR	655	157	NR	785	3	NR	915	0	NR
400	3	NR	530	465	NR	660	136	NR	790	3	NR	920	0	NR
405	5	NR	535	482	NR	665	118	NR	795	2	NR	925	0	NR
410	9	NR	540	493	NR	670	102	NR	800	2	NR	930	0	NR
415	18	NR	545	505	NR	675	87	NR	805	2	NR	935	0	NR
420	36	NR	550	515	NR	680	75	NR	810	2	NR	940	0	NR
425	72	NR	555	527	NR	685	65	NR	815	1	NR	945	0	NR
430	134	NR	560	540	NR	690	56	NR	820	1	NR	950	0	NR
435	242	NR	565	550	NR	695	48	NR	825	1	NR	955	0	NR
440	407	NR	570	557	NR	700	41	NR	830	1	NR	960	0	NR
445	684	NR	575	561	NR	705	35	NR	835	1	NR	965	0	NR
450	988	NR	580	559	NR	710	30	NR	840	1	NR	970	0	NR
455	828	NR	585	551	NR	715	26	NR	845	1	NR	975	0	NR
460	473	NR	590	537	NR	720	22	NR	850	1	NR	980	0	NR
465	333	NR	595	516	NR	725	19	NR	855	0	NR	985	0	NR
470	232	NR	600	491	NR	730	16	NR	860	0	NR	990	0	NR
475	146	NR	605	461	NR	735	14	NR	865	0	NR	995	0	NR
480	113	NR	610	429	NR	740	12	NR	870	0	NR	1000	0	NR
485	106	NR	615	395	NR	745	10	NR	875	0	NR			

Summary

$R_f = 73.7$
 $R_g = 93$
 $CIE R_a = 72.0$
 $R_g = -39.6$



Color Vector Graphics

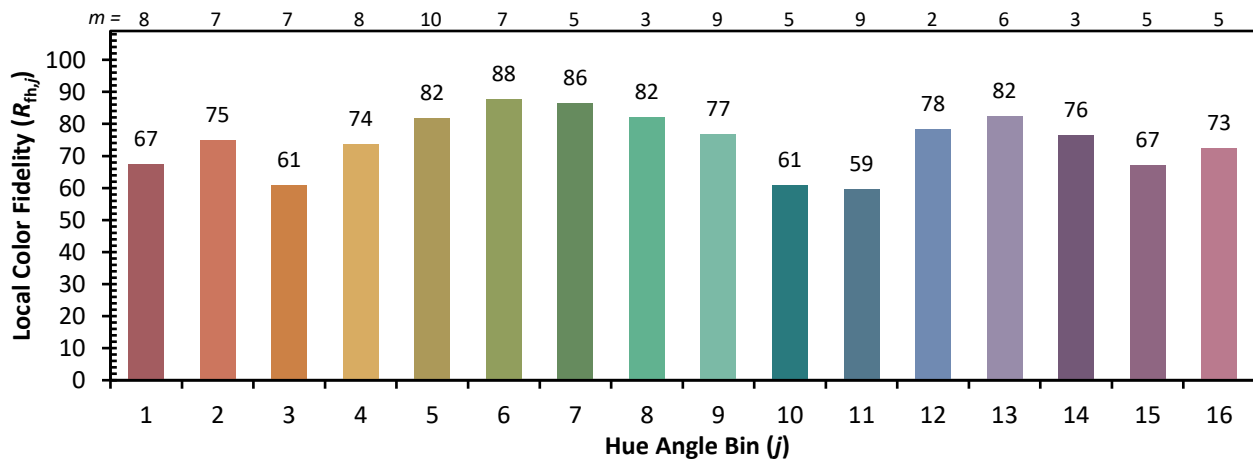


Individual Sample Fidelity Index ($R_{f,i}$)

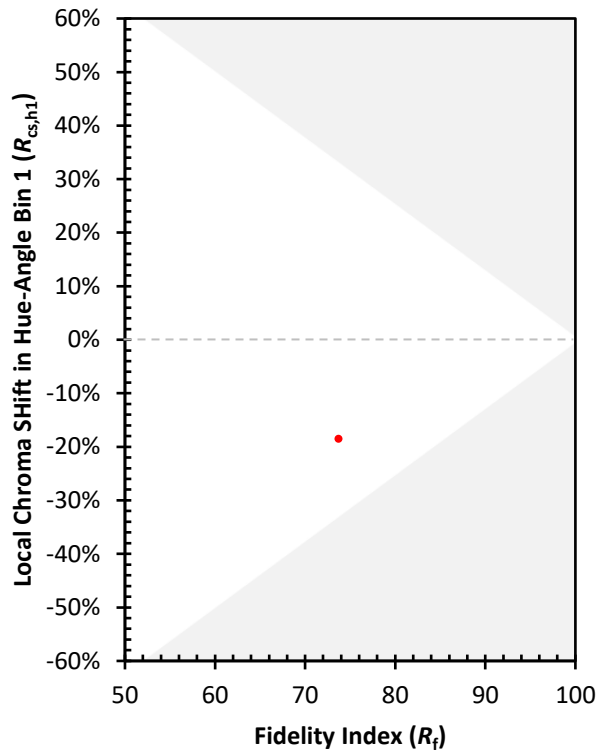
CES01 = 85	CES26 = 62	CES51 = 90	CES76 = 50
CES02 = 59	CES27 = 88	CES52 = 89	CES77 = 67
CES03 = 30	CES28 = 80	CES53 = 79	CES78 = 53
CES04 = 69	CES29 = 69	CES54 = 84	CES79 = 80
CES05 = 46	CES30 = 88	CES55 = 83	CES80 = 77
CES06 = 50	CES31 = 72	CES56 = 74	CES81 = 78
CES07 = 38	CES32 = 62	CES57 = 73	CES82 = 90
CES08 = 38	CES33 = 82	CES58 = 73	CES83 = 90
CES09 = 29	CES34 = 69	CES59 = 86	CES84 = 85
CES10 = 72	CES35 = 83	CES60 = 88	CES85 = 77
CES11 = 56	CES36 = 87	CES61 = 82	CES86 = 75
CES12 = 61	CES37 = 78	CES62 = 81	CES87 = 76
CES13 = 41	CES38 = 98	CES63 = 73	CES88 = 81
CES14 = 74	CES39 = 96	CES64 = 63	CES89 = 72
CES15 = 70	CES40 = 91	CES65 = 60	CES90 = 80
CES16 = 46	CES41 = 96	CES66 = 56	CES91 = 71
CES17 = 49	CES42 = 79	CES67 = 53	CES92 = 58
CES18 = 55	CES43 = 78	CES68 = 63	CES93 = 74
CES19 = 71	CES44 = 99	CES69 = 72	CES94 = 52
CES20 = 63	CES45 = 86	CES70 = 55	CES95 = 64
CES21 = 85	CES46 = 85	CES71 = 46	CES96 = 76
CES22 = 77	CES47 = 89	CES72 = 82	CES97 = 86
CES23 = 91	CES48 = 80	CES73 = 45	CES98 = 76
CES24 = 90	CES49 = 83	CES74 = 90	CES99 = 62
CES25 = 71	CES50 = 89	CES75 = 48	



Color Rendition by Hue-Angle Bin



Measure Comparisons



(END OF REPORT)